

bluecrane

***Management Consulting
for
State and Local
Governments***

***Independent Quality
Management Services
(iQMS)***

***Independent Verification
and Validation (IV&V)***

***Project Oversight & Risk
Management***

Executive Advisement

**iQMS Deliverable 4.1.03:
Quarterly QA Status and
Improvements Report
(4Q2024)**

for the

**Oregon State-Based
Marketplace (SBM)**

**Prepared for the
Oregon Health Authority
(OHA)**

Version 1.0

Oct. – Dec. 2024

*(February 7, 2025 update following receipt of State
approval on February 5, 2025)*

Prepared by
Bluecrane, Inc.



bluecrane ®



Revision Log

Version	Date	Revision Owner	Summary of Changes
0.1	1/3/2025	Holly Brazell, Bill Creitz, Steve Bonham, and Elise Barho, <i>bluecrane</i>	Completed initial draft of deliverable
0.2	1/4/2025	Anna Brannen, <i>bluecrane</i>	Completed content review
0.3	1/6/2025	<i>bluecrane</i> professional editor	Completed quality assurance review
0.5	1/7/2025	Allen Mills, <i>bluecrane</i>	Submitted draft deliverable version v0.5
0.51	1/22/2025	SBM Project	Distributed comments to <i>bluecrane</i>
0.53	1/27/2025	Holly Brazell, <i>bluecrane</i>	Responded to comments
0.55	1/28/2025	Anna Brannen, <i>bluecrane</i>	Reviewed and verified <i>bluecrane's</i> responses
0.6	1/28/2025	Allen Mills, <i>bluecrane</i>	Submitted draft deliverable version v0.6
1.0	1/28/2025	Allen Mills, <i>bluecrane</i>	Submitted deliverable version v1.0 after receipt of State approval



Table of Contents

1. Structure and Contents of This iQMS Report	1
2. Executive Summary.....	2
3. Project Risk Assessment Summary	5
4. Quality Standards	13
4.1 Quality Scorecard	13
4.2 Detailed Risk Assessment	18
5. Project Schedule.....	32
Appendix A: SBM Project Summary and Background.....	35
Appendix B: <i>bluecrane's</i> Project Risk Assessment Methodology.....	37
Appendix C: Closed Project Risks	42
Appendix D: Project Assessment Report	45
Appendix E: Project Budget and Schedule Variance Report.....	48

Table of Tables

Table 1. "At-a-Glance" Risk Trends for Key Areas	2
Table 2. Quality Standards Summary High-Level Scorecard	3
Table 3. Section 4 Summarized Risks and Issues by Risk Levels.....	3
Table 4. Quality Process Standards Periodic Risk Assessment Scorecard	14
Table 5. Quality Product Standards Monthly Risk Assessment Scorecard	16
Table 6. Column Definitions for Risk Table	18
Table 7. Quality Standards Detailed Quarterly Assessment Findings.....	20
Table 8. Project's Schedule and Milestone Status	32
Table 9. <i>bluecrane's</i> Risk Probability Rating	38
Table 10. Risk Impact Rating	39
Table 11. <i>bluecrane's</i> Exposure Assessment	40
Table 12. Legend for Risk Trend Arrows.....	40
Table 13. <i>bluecrane's</i> Quarterly Project Assessment Color Coding and Definition.....	41
Table 14. Closed Risk Log.....	43



bluecrane



Table of Figures

Figure 1. Tasks Complete Per the Project's Schedule	6
Figure 2. Project's Burndown Rate.....	7



1. Structure and Contents of This iQMS Report

This report is the independent Quality Management Services (iQMS) Deliverable 4.1.3 and is provided by Bluecrane, Inc. (“*bluecrane*”) for the Oregon Health Authority’s (OHA) Oregon State-Based Marketplace (SBM) Project. The sections of this report are:

- **Section 2: Executive Summary** – an overall summary of the project status and accomplishments with aggregate risk information that was compiled using information presented in Section 4
- **Section 3: Project Risk Assessment Summary** – a summary of our assessment results for the Project’s overall health, scope, schedule, and budget
- **Section 4: Quality Standards** – a scorecard of the pertinent iQMS quality process and product standards followed by the results of our detailed risk assessment for each pertinent category of risk
- **Section 5: Project Schedule** – a high-level view of the Project’s schedule and milestone status

In addition, our report includes the following appendices:

- **Appendix A: SBM Project Summary and Background** – a high-level summary and background for SBM Project
- **Appendix B: *bluecrane*’s Project Risk Assessment Methodology** – a description of our risk assessment methodology which includes: (1) a risk definition, (2) risk probability and impact definitions, (3) risk trends, and (4) color-coding definitions
- **Appendix C: Closed Project Risks** – the risks that we have closed during one of our previous assessment periods
- **Appendix D: Project Assessment Report**
- **Appendix E: Project Budget and Schedule Variance Report**







2. Executive Summary

This report is iQMS Deliverable 4.1.3 and is provided by *bluecrane* for OHA's SBM Project.

For this assessment period, we present in Table 1 an "at-a-glance" risk summary of the Project's key areas (overall health, scope, schedule, and budget). In Appendix B, Table 13, we describe our color-coding definitions which are used throughout this deliverable. We also describe in Appendix B, Table 12, our current risk trend coding.

Table 1. "At-a-Glance" Risk Trends for Key Areas

Project Risk Trends for Three Assessment Periods				
Key Project Area	Current Risk Trend	Fourth Quarter (4Q) 2024 (Oct to Dec)	November 2024	October 2024
Overall Health		Low	Low	Low
Scope		Low	Low	Low
Schedule		Low	Low	Low
Budget		Low	Low	Low

During this assessment period, we did not identify any new risks, and we updated one of the two open risks as discussed in detail in Section 4, which also contains the quality standards we use to assess the Project's overall performance. In Table 2, we provide our high-level scorecard of the quality standards categories and our assessment of the Project's risk level for those categories.



Table 2. Quality Standards Summary High-Level Scorecard

Process Standards				Product Standards			
Categories	4Q 2024	Nov 2024	Oct 2024	Categories	4Q 2024	Nov 2024	Oct 2024
Business Mission and Goals	Green	Green	Green	Product Content	Yellow	Yellow	Yellow
Decision Drivers	Green	Green	Green	Development/Configuration Process	Grey	Grey	Grey
Project Management	Green	Green	Green	Testing	Grey	Grey	Grey
Project Parameters	Green	Green	Green	Development/Configuration Environment	Grey	Grey	Grey
Project Team	Green	Green	Green	Technology	Green	Green	Green
Organization Management	Green	Green	Green	Deployment	Yellow	Yellow	Yellow
Customer/User	Green	Green	Green	Security	Green	Green	Green
Organizational Change Management (OCM)	Green	Green	Green	Maintenance	Grey	Grey	Grey
Procurement/Vendor Management	Green	Green	Green				

In Table 3, we provide frequency counts and totals from Section 4’s detailed risk assessments. We have summarized the detailed information by item type (Risks vs. Issues), status (New, Current, and Closed), and risk levels (Low, Medium, and High).

Table 3. Section 4 Summarized Risks and Issues by Risk Levels

Status	Risks				Issues			
	Low	Medium	High	Total	Low	Medium	High	Total
New (Opened This Period)	0	0	0	0	0	0	0	0
Current	0	2	0	2	0	0	0	0
Closed (Closed This Period)	0	0	0	0	0	0	0	0

Summary of the Project’s Accomplishments During 4Q 2024

During this assessment period, the Project’s key accomplishments were:

- Finalized the Round 2 Request for Proposal (RFP) #10624 evaluation tools
- Continued Round 2 evaluations for RFP #10624
- Provided an update in the Agent and Assister Newsletter



- Provided the quarterly written update to the Legislature
- Posted the SBM Newsletter
- Presented the Health Insurance Marketplace Advisory Committee (HIMAC) PowerPoint
- Provided status to the Monthly Marketplace Updates
- Conducted three Partner Listening Sessions
- Canceled RFP #10624
- Posted RFP #12121
- Re-baselined the Project Schedule
- Answered questions from potential vendors and extended the submission deadline to January 8, 2025
- Identified the evaluation committee members and reviewed the RFP evaluation tools for RFP #12121
- Established “book club” team in preparation for contract negotiations
- Continued Partner Engagement Activities

For a complete list of the Project’s accomplishments and current activities, please refer to the Project’s bi-weekly status reports and monthly Executive Steering Committee (ESC) minutes.

Summary of Project’s Budget

In December, the Project reported actual expenditures through the end of November of \$528,120, which continue to be less than expected at that point in the Project’s lifecycle.

Summary of Problems Encountered and Resolution

On November 13, 2024, it was determined to be in the best interest of the State to cancel RFP #10624, which was released in July 2024. Therefore, a new request, RFP #12121, was issued on November 22, 2024. This change necessitated an update to the timeline which extends the overall procurement timeline by two months from April 2025 to June 2025, while reducing the implementation duration from 18 months to 16 months. We acknowledge the responsiveness of the Project, OHA, and the State in quickly addressing an emerging issue in an appropriate risk mitigation manner. The actions that were taken were immediate, well thought out, and done in a way to mitigate downstream risk impacts in the least disruptive manner possible.



3. Project Risk Assessment Summary

Overall Project Health			
Current Risk Trend	Three Assessment Periods		
	Fourth Quarter (4Q) 2024 (Oct to Dec)	November 2024	October 2024
	Low	Low	Low

4Q Status

In October, Round 2 evaluations continued and were anticipated to conclude on November 12, 2024, with the solution vendor expected to be chosen by November 18, 2024. However, on November 13, 2024, it was determined to be in the best interest of the State to cancel RFP #10624, which was released in July 2024. As a result, the Project quickly pivoted to releasing RFP #12121, which was issued on November 22, 2024.

Due to the release of RFP #12121, a new RFP timeline was developed and the schedule was re-baselined in November. Questions, clarifications, and protests were due from potential bidders on December 11, 2024, with vendor proposals due on December 30, 2024.

In December, the Project answered the questions submitted by potential vendors and extended the submission deadline for RFP #12121 to January 8, 2025. The extension to the RFP submission deadline is not anticipated to impact the overall project timeline. In addition, the Project started a meeting series which they have called the “book club” to review other states’ similar contracts in preparation for the upcoming contract negotiations.

We recognize that the elongated timeline of RFP #12121 increases potential risks to the overall schedule as it will increase the time previously allotted for procurement while reducing the amount of time for implementation. However, the previous benchmarking research conducted by the Project indicated that a 16-month implementation was feasible and therefore the current project completion date is still achievable. In addition, even though the updated RFP timeline is aggressive, the Project has been completing the associated tasks on schedule. Therefore, as a result of these various factors, the overall risk trend was increased in November but was still low.

Also, throughout the quarter, the Project continued partner engagement activities.

bluecrane Recommended Risk Focus



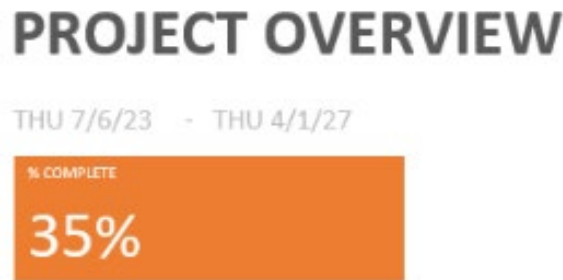
We recommend that the Project focus primarily on the activities associated with RFP #12121 and secondarily on the two open risks. We acknowledge that the Project has drafted mitigation plans for these risks and has made progress on the activities included in the mitigation plans. These risks are:

- **R2** – Because SBM has a critical dependency on the Oregon Eligibility (ONE) system, if the necessary changes to the ONE system are not made in a timely manner, then SBM’s ability to deliver its solution on time may be impacted
- **R3** – If the data currently in Healthcare.gov requires greater analysis, cleansing, harmonization, and validation than what is currently planned, it may result in:
 - More work to convert the old data to the new system
 - Cleaned or “scrubbed” data that may still cause problems in the new system
 - Data conversion problems that could cause significant project delays and/or significant manual workarounds

Current Progress

In Figure 1, we provide tasks complete per the Project’s current schedule. The duration analyzed was from July 2023 to April 2027, which is the schedule’s overall duration.

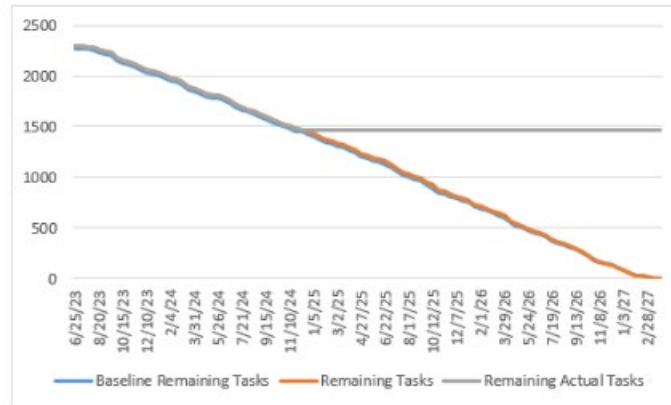
Figure 1. Tasks Complete Per the Project’s Schedule



In Figure 2, we provide the Project’s “burndown rate” which is planned tasks over time.



Figure 2. Project's Burndown Rate



TASK BURNDOWN

Shows how many tasks you have completed and how many you have left. If the remaining tasks line is steeper, then your project may be late.

In November, the Project re-baselined the schedule to include the activities associated with canceling RFP #10624 and releasing RFP #12121. In December, the Project reported being 35 percent complete. The current tasks, which are a result of releasing RFP #12121, have experienced small delays, but are not expected to impact the overall schedule.

Moreover, we note that the Project's schedule has been developed with +/-50 percent accuracy, which is appropriate at this point in the Project's lifecycle. As the Project moves forward on its timeline, the Project expects to update and re-baseline its schedule with more accuracy.

Overall, our assessment found that the Project schedule:

- Is well structured, at a high level, with tasks identified for key activities and milestones
- Adheres to project schedule best practices such as: (1) task definition, including status and percent complete; (2) start and finish dates; (3) predecessor tasks; and (4) resources identified
- Is well maintained and updates occur on a regular cadence


We further note that the Project's go-live is expected to occur in November 2026. Due to the open enrollment timeframe, there is limited flexibility in changing that go-live time period. This means that all of the "go-live critical" activities must be completed within the designated timeframe. Once the selected vendor partner is on board, the Project expects to progressively elaborate its schedule to include the detailed tasks, activities, and milestones to meet that timeframe.



As more becomes known about the Project's future tasks and activities, we will be particularly interested in reviewing schedule details and timeframes regarding the critical work to ensure that the State of Oregon receives a high-quality system that meets the OHA business needs. Specifically, we expect the revised schedule to include the following key milestones and tasks:

- Data Conversion: identification, cleansing, harmonization, and validation
- Testing: test phases (system, User Acceptance, Regression, Smoke), entrance and exit criteria for each phase and each iteration, contingency planning, and defect tracking and resolution
- Operational Readiness: training, readiness assessments, and contingency planning




Project Scope			
Current Risk Trend	Three Assessment Periods		
	Fourth Quarter (4Q) 2024 (Oct to Dec)	November 2024	October 2024
	Low	Low	Low

4Q Status

Throughout 4Q, the Project's scope remained stable, and there were no major changes. The Project has a well-developed Scope Management Plan that aligns with industry best practices. The Project also has a Change Management Plan that describes the process for any changes to the scope. The Project's scope is defined through the requirements gathering process documented in the Requirements Management Plan. The Project is using Microsoft Azure DevOps Server (ADOS) to document and approve SBM requirements, as well as for assessing the vendor's ability to meet those requirements. The team will continue to leverage the requirements for use in assessing potential vendors and confirming that their solution will meet the Project requirements.



Project Schedule			
Current Risk Trend	Three Assessment Periods		
	Fourth Quarter (4Q) 2024 (Oct to Dec)	November 2024	October 2024
	Low	Low	Low

4Q Status

In October, the risks related to schedule remained low and scheduled tasks continued to be completed on time. There were concerns regarding how long contract negotiations with the selected solution vendor would take since this process has historically taken upwards of eight months. In response, the Project identified several mitigation strategies which could be put in place once a solution vendor is selected in order to reduce the risk of an extended timeline.

In November, the Project re-baselined the schedule to include the activities associated with canceling RFP #10624 and releasing RFP #12121. Due to this change, the risks related to schedule remain low. But the release of RFP #12121 has increased the time previously allotted for procurement by two months while reducing the amount of time for implementation by two months. However, the previous benchmarking research conducted by the Project indicated that a 16-month implementation is feasible and therefore the current project completion date is still achievable. In addition, even though the updated RFP timeline is aggressive, the Project has been completing the associated tasks on schedule, which is why the current risk trend remains low.

In December, the Project reported being 35 percent complete. The updated tasks, which resulted with the release of RFP #12121, have experienced small delays but are not expected to impact the overall schedule.

Moreover, we note that the Project's schedule has been developed with +/-50 percent accuracy, which is appropriate at this point in the Project's lifecycle. As the Project moves forward on its timeline, the Project expects to update and re-baseline its schedule with more accuracy.

Overall, our assessment found that the Project schedule:

- Is well structured, at a high level, with tasks identified for key activities and milestones




- Adheres to project schedule best practices such as: (1) task definition, including status and percent complete; (2) start and finish dates; (3) predecessor tasks; and (4) resources identified
- Is well maintained and updates occur on a regular cadence

We further note that the Project's go-live is expected to occur in November 2026. Due to the open enrollment timeframe, there is limited flexibility in changing that go-live time period. This means that all of the "go-live critical" activities must be completed within the designated timeframe. Once the selected vendor partner is on board, the Project expects to progressively elaborate its schedule to include the detailed tasks, activities, and milestones to meet that timeframe.

As more becomes known about the Project's future tasks and activities, we will be particularly interested in reviewing schedule details and timeframes regarding the critical work to ensure that the State of Oregon receives a high-quality system that meets the OHA business needs. Specifically, we expect the revised schedule to include the following key milestones and tasks:

- Data Conversion: identification, cleansing, harmonization, and validation
- Testing: test phases (system, User Acceptance, Regression, Smoke), entrance and exit criteria for each phase and each iteration, contingency planning, and defect tracking and resolution
- Operational Readiness: training, readiness assessments, and contingency planning



Project Budget			
Current Risk Trend	Three Assessment Periods		
	Fourth Quarter (4Q) 2024 (Oct to Dec)	November 2024	October 2024
	Low	Low	Low

4Q Status

In October, the Project reported actual expenditures through the end of September of \$401,064 which continued to be less than expected at that point in the Project’s lifecycle. As background, the Project’s Planning Phase budget limitation is \$1.2 million which includes estimates for staff hours and vendor payments.

In November, the Project reported actual expenditures through the end of October of \$476,401 which also continued to be less than expected at that point in the Project’s lifecycle.

In December, the Project reported actual expenditures through the end of November of \$528,120 which also continued to be less than expected at that point in the Project’s lifecycle.

Since approval of the initial baseline budget, the Project has reported that its staffing expenditures are not occurring as rapidly as estimated. That appeared to be the result of the staff needing fewer hours than expected to complete their assigned tasks. Also, the Project has delayed the hiring of two Office of Information Services staff members. Additionally, we had previously reported there was a delay in processing iQMS deliverables and the associated payments which were contributing to actual costs being less than expected. This is no longer a concern. Therefore, the 10 percent monthly contingency fund also remains unused. Any risks related to the budget underspend are being monitored by the Project’s leadership.



4. Quality Standards

In this section we provide our quality standards scorecard and the results of our detailed risk assessment.

4.1 Quality Scorecard

In Tables 4 and 5 we provide our “scorecards” on how well the Project is meeting the risk levels of the iQMS quality standards checklist mutually agreed to by the Project and our iQMS Team. Within our scorecards, we provide a “rolling” three-month view of our assessment’s current and previous results.



Table 4. Quality Process Standards Periodic Risk Assessment Scorecard

Process Standards				
#	Categories	4Q 2024	Nov 2024	Oct 2024
Business Mission and Goals				
1	Project Fit to Customer Organization			
2	Project Fit to Provider Organization			
3	Customer Perception			
Decision Drivers				
6	Political Influences			
Project Management (PM)				
10	Definition of the Project			
11	Project Objectives			
104	Project Metrics			
12	Leadership			
13	PM Approach			
14	PM Communication			
16	PM Attitude			
17	PM Authority			
18	Support to the PM			

Process Standards				
#	Categories	4Q 2024	Nov 2024	Oct 2024
Project Parameters				
23	Budget and Resource Size			
25	Cost Controls			
26	Delivery Commitment			
27	Development Schedule			
Project Team				
28	Team Member Availability			
29	Mix of Team Skills			
30	Application Experience			
33	Training of the Team			
34	Team Spirit and Attitude			
35	Team Productivity			
Organization Management				
37	Organizational Stability			
38	Organization Roles and Responsibilities			
41	Executive Involvement			



Process Standards				
#	Categories	4Q 2024	Nov 2024	Oct 2024
Organization Management (Continued)				
42	Resource Conflict			
Customer/User				
44	User Involvement			
45	User Experience			
102	User Accessibility			
46	User Acceptance			
47	User Training Needs			
48	User Justification			
Organizational Change Management (OCM)				
103	OCM Plan and Program			
104	End-User Training			
105	Readiness Assessment and Metrics			
Procurement/Vendor Management				
106	Contract Administration			



Table 5. Quality Product Standards Monthly Risk Assessment Scorecard

Product Standards				
#	Categories	4Q 2024	Nov 2024	Oct 2024
Product Content				
49	Requirements Stability			
50	Requirements Complete and Clear			
51	Testability			
53	Implementation Difficulty			
54	System Dependencies			
Development/Configuration Process				
55	Alternatives Analysis			
56	Commitment Process			
57	Project's Quality Assurance (QA) Approach			
58	Development Documentation			
107	Legacy System Impacts and Accommodations			
60	Early Identification of Defects			
61	Defect Tracking			
62	Change Control for Work Products			
63	Lessons Learned			
Testing				
108	Testing Strategy and Plan			
109	User Story and Test Case Alignment			
110	Testing Traceability			

Product Standards				
#	Categories	4Q 2024	Nov 2024	Oct 2024
Testing (Continued)				
111	Defect Tracking			
112	Testing Metrics			
Development/Configuration Environment				
67	Vendor Support			
Technology				
72	Availability of Technology Expertise			
73	Maturity of Technology			
Deployment				
76	Customer Service Impact			
77	Data Migration Requirement			
113	Data Governance			
114	Cutover Strategy and Plan			
Security				
115	Compliance with State Security and Privacy Policies			
116	Security Design, Plan, and System Resiliency			
117	Security Traceability			
118	Security Incident Reporting Process			
119	Availability of Security Expertise			



Product Standards				
#	Categories	4Q 2024	Nov 2024	Oct 2024
Maintenance				
80	Design Complexity			
81	Support Personnel			
82	Vendor Support			
120	Knowledge Transfer			
121	Information Technology (IT) Portfolio Management and Capabilities			
122	IT Resource Capacity			
123	Business Continuity			
124	Administration of Service Level Agreements (SLA) for Platform, Call Center, and Services			
125	Technology for Platform and Call Center is Kept Current with Industry Standards			



4.2 Detailed Risk Assessment

In this section, we provide the results of our detailed risk assessment based on the quality standards in our iQMS Deliverable 2.1 which has been agreed to by us and the Project. For each quality standard category in Table 7, we provide the information described in Table 6.

Table 6. Column Definitions for Risk Table

Risk Table Column Title	Column Definition
Status	A designation used to identify the risk or issue as new, current, or closed
Risk # Issue #	A unique number for each risk and issue identified
Std	The process or product standard found in Tables 4 and 5 that the risk pertains to
Statement of Risk	A risk statement for the identified risk
Risk Impact	Our assessment of the risk impact as Very High, High, Medium, Low, or Very Low as defined in Table 10 (Appendix B)
Risk Probability	Our assessment of the risk probability as Very High, High, Medium, Low, or Very Low as defined in Table 9 (Appendix B)
Risk Exposure	The product of Risk Impact and Risk Probability as High Risk, Risk, and Low as defined in Table 11 (Appendix B)

In addition, for each risk or issue identified in this section, we describe:

- What we found during our assessment
- Why we consider it a risk or issue



- What we consider to be the potential impacts to the Project
- How the Project is currently addressing the situation
- What additional steps would be helpful in mitigating the situation



Table 7. Quality Standards Detailed Quarterly Assessment Findings

Process Standards	
Business Mission and Goals Category	
Low	Standards: Project Fit to Customer Organization, Project Fit to Provider Organization, Customer Perception
<u>Risk Assessment</u>	
No risks were identified during this reporting period.	
Decision Drivers Category	
Low	Standards: Political Influences
<u>Risk Assessment</u>	
No risks were identified during this reporting period.	
Project Management (PM) Category	
Low	Standards: Definition of the Project, Project Objectives, Project Metrics, Leadership, PM Approach, PM Communication, PM Attitude, PM Authority, Support of the PM
<u>Risk Assessment</u>	
No risks were identified during this reporting period.	



Process Standards

Project Parameters Category

Low

Standards: Budget and Resource Size, Cost Controls, Delivery Commitment, Development Schedule

Risk Assessment

No risks were identified during this reporting period.

Project Team Category

Low

Standards: Team Member Availability, Mix of Team Skills, Application Experience, Training of the Team, Team Spirit and Attitude, Team Productivity

Risk Assessment

No risks were identified during this reporting period.

Organizational Management Category

Low

Standards: Organization Stability, Organization Roles and Responsibilities, Executive Involvement, Resource Conflict

Risk Assessment

No risks were identified during this reporting period.



Process Standards

Customer/User Category

Low

Standards: User Involvement, User Experience, User Accessibility, User Acceptance, User Training Needs, User Justification

Risk Assessment

No risks were identified during this reporting period.

Organizational Change Management (OCM)

Low

Standards: OCM Plan and Program, End-User Training, Readiness Assessment and Metrics

Risk Assessment

No risks were identified during this reporting period.

Procurement/Vendor Management

Low

Standards: Contract Administration

Risk Assessment

No risks were identified during this reporting period.



Product Standards

Product Content

Medium

Standards: Requirements Stability, Requirements Complete and Clear, Testability, Implementation Difficulty, System Dependencies

Status	Risk/ Issue #	Std.	Statement of Risk	Risk Impact	Risk Probability	Risk Exposure (Impact x Prob.)
Current	R2	54	Because SBM has a critical dependency on the ONE system, if the necessary changes to the ONE system are not made in a timely manner, then SBM's ability to deliver its solution on time may be impacted.	Moderate (6)	Medium (0.5)	Medium Risk (3)
Previous				Moderate (6)	Medium (0.5)	Medium Risk (3)

4Q Status

There is a regularly scheduled ONE/SBM Interface Work Session meeting which occurs at a monthly cadence.

In October, the ONE and SBM teams continued to meet regularly to continue work on the interface requirements and the vendor onboarding package, which was expected to include:

- A list of current pain points with the existing interfaces
- Interface control documents for the Federally Facilitated Marketplace (FFM)



- Lower-level interface requirements
- Status of authority to connect approval from the federal system
- Security standards that the solution must comply with
- Existing identity management process

Also, in October, the Project drafted a change request, which would build an integration between the SBM and ONE systems. Additionally, the Project received information pertaining to the level of effort required to build the integration from the vendor for the ONE system. Furthermore, in October, there were discussions related to including Race, Ethnicity, Language, or Disability (REALD) and Sexual Orientation of Gender Identity (SOG) data as part of the initial integration. However, including that data was determined to be out of scope for the initial launch of the SBM solution and would be included in a future enhancement.

In November and December, the meeting between ONE and SBM was canceled as the Project deemed it was not needed.

We continue to encourage the Project to collaborate with the state management of the ONE team in order to reduce the risks related to SBM's dependency on the ONE system. This type of activity helps build relationships and assists in keeping the SBM Project's priorities at the "top of everyone's mind."

Risk Assessment (No Change)

One of the key integrations between the SBM solution and the existing legacy systems will be between SBM and the ONE system. Changes to the ONE system are needed for Electronic Data Interchange (EDI) links. As a proactive project management measure, the Project has begun meeting regularly with OHA's ONE team—which is external to the Project's assigned resources. To ensure visibility of the Project with the ONE team, the Project has already submitted a change request for integrating the new SBM interface into the ONE System Roadmap.

The Project is highly dependent on the OHA ONE team to provide available resources and commit to the Project's delivery schedule and milestones. Since the ONE team's activities and priorities are outside of the Project's control and authority, there is a risk that the ONE team's goals and objectives are not fully aligned with the Project, which could ultimately impact the new system's go-live date in 2026. For this reason, it would be good to have additional clarity about the team's roles and responsibilities, a detailed understanding of each team's priorities and commitments, and specifics about what solution will be the system of record. Based upon our understanding of the complexities of this critical integration, it is important that specific goals and milestones are developed and monitored to prevent the risk from occurring.



Potential Impacts (No Change)

The long-term potential impact is the delay of go-live.

Determining Factor (No Change)

The primary determining factor is progress to plan—ensuring the Project’s dates and milestones are met. Secondary to this objective measurement is the subjective measurement of the dynamics between the Project and ONE team in teamwork and collaboration. Monitoring the ONE team’s progress will provide risk cues for SBM.

Project’s Resolution Strategy (No Change)

We concur with the following resolution strategies that the Project has already undertaken:

- Continue regular meetings between the Project and the ONE team
- Ensure visibility of the Project by integrating the SBM interface into the ONE System Roadmap
- Continue to foster open communications and regular meetings between the two teams
- Identify opportunities to accelerate progress by utilizing strategies such as parallel development
- Continue collaboration on timelines and dependencies alignment

bluecrane Recommended Resolution Strategy (No Change)

In addition to these mitigation steps, we recommend that the Project develop and implement an approach now (and not wait until the solution provider is on board) to monitoring and measuring current progress against pre-established goals and milestones. Specifically, the two teams should develop a plan for completing the identified work and incorporate that plan into the overall project schedule. The two teams should identify those tasks that can be completed prior to vendor selection and onboarding and those that must wait until the vendor is selected. The teams could also consider developing a combination of Memoranda of Understanding (MOUs) between the ONE and SBM teams, mini-schedules, formal and informal meetings between the management teams, and shared progress reporting.



Product Standards

Development/Configuration Process

N/A

Standards: Alternatives Analysis, Commitment Process, Project's QA Approach, Legacy System Impacts and Accommodations, Development Documentation, Early Identification of Defects, Defect Tracking, Change Control for Work Products, Lessons Learned

Risk Assessment

The Project has not begun this category of activities.

Testing

N/A

Standards: Testing Strategy and Plan, User Story and Test Case Alignment, Testing Traceability, Defect Tracking, Testing Metrics

Risk Assessment

The Project has not begun this category of activities.

Development/Configuration Environment

N/A

Standards: Vendor Support

Risk Assessment

The Project has not begun this category of activities.



Product Standards

Technology

N/A

Standards: Availability of Technology Expertise, Maturity of Technology

Risk Assessment

No risks were identified during this reporting period.



Product Standards

Deployment

Medium

Standards: Customer Service Impact, Data Migration Required, Data Governance, Cutover Strategy and Plan

Status	Risk/ Issue #	Std.	Statement of Risk	Risk Impact	Risk Probability	Risk Exposure (Impact x Prob.)
Current	R3	77	<p>If the data currently in Healthcare.gov requires greater analysis, cleansing, harmonization, and validation than what is currently planned, this may result in:</p> <ul style="list-style-type: none"> • More work to convert the old data to the new system • Cleaned or “scrubbed” data that may still cause problems in the new system • Data conversion problems that could cause significant project delays and/or significant manual workarounds 	Moderate (6)	Medium (0.5)	Medium Risk (3)
Previous				Moderate (6)	Medium (0.5)	Medium Risk (3)

4Q Status

In October, the Project reported that they had reached out to other states who have moved to an SBM and collected their experience transitioning data and any lessons learned. As part of RFP #12121, which was released in November, bidders were asked to provide lessons learned regarding data conversion from their previous SBM implementations. This information will be reviewed after RFP #12121’s submission deadline of January 8, 2025.



We continue to encourage the Project to share the lessons learned information with the broader project team once a vendor is selected and onboarded.

Risk Assessment (No Change)

For many state government operations, data is owned and administered by state organizations. In the case of the Affordable Care Act (ACA), some of Oregon's data is currently housed in the FFM. Once the SBM is in place, that data will reside in the new solution. The OHA currently relies on the FFM solution for SBM enrollment. Migrating to a new State-Based Marketplace will require conversion of the FFM data into the new solution. The quality of FFM data is unknown and may result in additional complexity as data is converted into the new SBM solution.

Potential Impacts (No Change)

The potential impacts are:

- More work to convert the old data to the new system
- Cleaned or "scrubbed" data may still cause problems in the new system
- Data conversion problems could cause significant project delays and/or significant manual workarounds

Determining Factor (No Change)

The quality of data and complexity of data conversion will not be known until the selected solution vendor is onboarded and begins the development of the data conversion strategy.

Project's Resolution Strategy (No Change)

The Project has:

- Begun an analysis of the legacy data elements
- Placed a requirement in the RFP that the selected vendor must have proven experience converting data from HealthCare.gov
- Established the ONE/SBM Workgroup to develop the vendor onboarding package and to better understand the data from HealthCare.gov



bluecrane Recommended Resolution Strategy (No Change)

In addition to these steps, we recommend that the Project consider asking other states that have moved to SBM to share their experience with their own data transition. We recognize that the Project conducted a market analysis with Nevada, New York, Pennsylvania, and Virginia. However, the results of that market analysis are varied and range from Lessons Learned to Communication Plans. Our review of the market analysis found it to be informative for several areas of a project's activities; but it is quite limited as to its usefulness for data conversion purposes. For that reason, we recommend that the Project reach out to those states again with very specific questions regarding data conversion. Specifically, we recommend that the Project request a copy of the state's data conversion strategy or plan and then ask:

- About the duration of the data conversion process from the start of data identification through data validation
- How they staffed their data conversion team through their project's lifecycle, including the number of resources, types of resources, and any lessons learned
- Whether they had one conversion of data or multiple conversions and what determined that approach
- About the process that was used for data validation and what level of accuracy/quality was achieved on the final conversion
- What process was in place for data conversion fallout (e.g., was manual data entry required)
- If an outside service provider was used to clean, harmonize, and prepare the data for conversion or did they rely on the vendor and internal resources

In addition, we recommend that the RFP be amended to incorporate our recommendation from Deliverable 3.1.1 (Request for Proposal QC Report) to require proposing vendors to provide a detailed plan for data conversion (e.g., data identification, data cleansing, data harmonization, and data validation approaches and planned activities). If the Project chooses to not amend the RFP, then the Project should explicitly request (during the RFP review process) this same information from each vendor selected for further evaluation.

Furthermore, we recommend that the Project conduct a cost benefit analysis of OHA's ability to successfully complete the data conversion without disrupting other OHA (non-SBM) commitments and priorities. *If the analysis identifies concerns, then consider outsourcing this work to a qualified firm that specializes in this type of work.*



Product Standards

Security

N/A

Standards: Compliance with State Security and Privacy Policies; Security Design, Plan, and System Resiliency; Security Traceability; Security Incident Reporting Process; Availability of Security Expertise

Risk Assessment

No risks were identified during this reporting period.

Maintenance

N/A

Standards: Design Complexity; Support Personnel; Vendor Support; Knowledge Transfer; IT Portfolio Management and Capabilities; IT Resource Capacity; Business Continuity, Administration of SLA for Platform, Call Center, and Services; Technology for Platform and Call Center is Kept Current with Industry Standards

Risk Assessment

The Project has not begun this category of activities.



5. Project Schedule

In Table 8, we provide a high-level view of the Project’s current schedule and status of the Project’s current milestones. For each of the Project’s current milestones, we provide the estimated or actual end dates and the currently-reported status. We also include the changes in dates as the schedule is adjusted to accommodate various situations as they occur.

Table 8. Project’s Schedule and Milestone Status

Milestone	Estimated End Date	Current Status
Approved 2.4 Baseline Quality Management Services Work Plan	8/1/2024	Complete
Approved 4.1.1 Quarterly Quality Assurance Status and Improvement Reports/ Presentations	8/16/2024	Complete
Conducted the following Partner Engagement activities: <ul style="list-style-type: none"> • Presented at Industry Communications Meeting • Published Partner Communications • Conducted Evaluation Kick-off Meetings 	8/2024	Complete
Closed Solution Vendor RFP #10624	8/23/2024	Complete
Sent SBM Transition Letter of Intent to Centers for Medicare and Medicaid Services (CMS)	9/17/2024	Complete



OHA SBM Project
iQMS Deliverable 4.1.3
Quarterly QA Status and Improvements Report

Bluecrane, Inc.
 Page 33

Milestone	Estimated End Date	Current Status
Conduct Partner Engagement: SBM Updates in the Marketplace Agent and Assister Newsletter (September 2024)	9/16/2024	Complete
Approved iQMS 3.3.2 Monthly Status Report	10/8/2024	Complete
Update in Agent and Assister Newsletter (October)	10/15/2024	Complete
Quarterly Written Legislature Updates	10/16/2024	Complete
SBM Newsletter	10/16/2024	Complete
HIMAC PowerPoint	10/17/2024	Complete
Approved iQMS 4.1.2 Quarterly QA Status and Improvement Report	10/24/2024	Complete
Conduct Three Partner Listening Sessions	10/31/2024	Complete
Complete Round 2 of RFP #10624 Evaluations	11/12/2024	Canceled
Update in Agent and Assister Newsletter (November)	11/15/2024	Complete
Approved iQMS 3.3.3 Monthly Status Report	11/19/2024	Complete



Milestone	Estimated End Date	Current Status
Release RFP #12121	11/22/2024	Complete
Update Website Frequently Asked Questions	11/27/2024	Complete
Provide Update in Monthly Market Updates	12/3/2024	Complete
HIMAC PowerPoint	12/5/2024	Complete
Update in Agent and Assister Newsletter (December)	12/13/2024	Complete
RFP #12121 Closes	12/30/2024 1/8/2025	Rescheduled and On Track
Update Website Frequently Asked Questions	12/31/2024 12/12/2024	Complete
Select Solution Vendor	11/18/2024 2/2025	On Track
Execute Solution Vendor Contract	April 2025 6/2025	On Track



Appendix A: SBM Project Summary and Background

In 2010, President Obama signed the ACA into law. Part of the intent of the ACA was to make individual health insurance more affordable so that more of the then-estimated 44 million uninsured Americans could obtain coverage. Income-based tax credits that eligible consumers could choose to receive in advance (advanced premium tax credits, or APTC) and subsidies to reduce cost-sharing (cost-sharing reductions, or CSRs)—such as co-insurance, co-payments, and deductibles—are the ACA’s primary direct mechanisms to make health insurance more affordable for eligible families and individuals who do not receive health coverage through an employer or a government program. The APTCs and CSRs are available only to consumers who purchase a qualified health plan (QHP) through an exchange which is a public or semi-public entity that administers the provisions of the ACA under state authority, including using technology to determine eligibility for APTCs, allowing consumers to shop for and choose health insurance plans, enrolling consumers in those plans, and storing consumer information. Under the ACA, if a state fails to administer its own exchange, the federal government will step in and do so.

The Oregon Health Insurance Marketplace (Marketplace) is an office of the Health Policy and Analytics (HPA) Division of OHA, Oregon’s public health agency. The Marketplace is Oregon’s health insurance exchange, and its mission is to empower Oregonians to improve their lives through local support, education, and access to affordable, high-quality health coverage. The Marketplace administers Oregon’s health insurance exchange in this state, through which Oregonians may purchase ACA-compliant individual health insurance plans and receive tax credits and cost-saving reductions to make those plans more affordable.

States, like Oregon, which retain direct authority over their exchanges but that rely on the technology and call center provided by the federal Centers for Medicare and Medicaid Services (CMS), a division of Health and Human Services (HHS), for its APTC, CSR, plan eligibility, shopping, and enrollment functionalities, are known as “state-based marketplaces on the federal platform” (SBM-FPs). Thus, because Oregon is an SBM-FP, Oregonians enroll in QHPs through HealthCare.gov, which is owned and managed by CMS. HealthCare.gov, is the front-end of the enrollment technology that is known as the federal platform or FFM. Tied to the FFM is a telephone consumer assistance center staffed by customer service representatives—federal employees or contractors—who help people with APTC and CSR eligibility, plan enrollment, and related support over the phone. Oregon health insurance companies selling plans through the Marketplace pay a fee for use of the federal technology. The fee has fluctuated over the years from zero percent to three percent of total premiums paid by Oregonians who purchase QHPs through the Marketplace.

In 2018, the Health Insurance Marketplace Advisory Committee asked the Marketplace to begin analyses of rising costs and possible alternatives for Oregon. In the subsequent two years, several states have moved forward with plans to become state-based marketplace states. The advantages of making this change have been illustrated and reinforced with each subsequent state that undertakes it.



Becoming an SBM requires that a state acquire and implement its own enrollment technology and accompanying Consumer Assistance Center (CAC) to provide over-the-phone support for enrollees.

After the initial analyses showed a very likely improvement to Marketplace effectiveness, benefit to the services received by Oregonians, and savings of millions of dollars annually, the HIMAC recommended beginning the process to procure a state-based enrollment technology in October of 2019.

Some key reasons (among many others) for Oregon to consider this change include:

- Increasing the value and the return on investment for Marketplace technology and support for the Oregonians that fund it
- Full access to and control over the enrollment data of Oregonians, which will better inform ongoing efforts to provide improved services to communities of focus in Oregon
- More accurate and real-time demographic data will improve targeted enrollment, outreach, and messaging; this also provides more accurate and comprehensive data to inform Oregon's efforts to contain costs and improve outcomes for all Oregonians, as envisioned by SB 770 (2019)
- Control over the enrollment technology and experience for Oregonians
- Oregonians would see an immediate improvement in customer service and outcomes on implementation; this would also give Oregon the ability to work with a vendor to add desired functions in the future based on the Governor's and Legislature's policy priorities
- With the existence of a competitive market specifically for SBM technology consisting of vendors that have SBM solutions with a proven track record in other states, the competition will serve to contain the cost of the technology
- Ongoing examples of states that are making, or have already made, this transition



Appendix B: *bluecrane's* Project Risk Assessment Methodology

According to the Project Management Institute (PMI), a risk is defined as "an uncertain event or condition that, if it occurs, has a positive or negative effect on a project's objectives." The process of *managing* risks is called "risk management" and is an essential component to project success. In this Section, we provide:

- Descriptions of how we determine risk probability and impact as a component of risk management and assessment
- Detailed information on each risk that we identified during our initial risk assessment
- Our initial assessment's risk heat map based on the risks that we identified during our initial risk assessment

In the practice of risk management, a risk is typically assigned two values:

- A **probability** value that reflects a determination as to whether or not the risk will occur
- An **impact** value that reflects a determination of the consequences to the project should the risk occur

For each risk, impact is multiplied by probability to determine **risk exposure**. A risk exposure value is then calculated, and risks are ranked based on the level of risk exposure (High, Medium, and Low).

The probability of occurrence of a risk is quantified as a percentage and is based on various project parameters such as scope, size, technology, and resources. In Table 9, we provide our ratings for risk probability and the associated assessment determinations for each rating.



Table 9. *bluecrane's* Risk Probability Rating

Probability Rating	<i>bluecrane's</i> Assessment Determination	Probability Score
Very High	The risk is one that is almost certainly going to occur	90% (= 0.9)
High	Risk is more likely than 50/50	75% (= 0.75)
Medium	Risk is about as likely to happen as not	50% (= 0.5)
Low	Risk is less likely than 50/50	25% (= 0.25)
Very Low (but noteworthy)	Risk is not likely to ever occur; but, if it should, the impact would be great	10% (= 0.1)

Risk impact is determined by assessing the likely impacts to cost, schedule, and scope/quality *if* the risk event does indeed occur. In Table 10, we provide our ratings for risk impact and the associated assessment determinations for each rating.



Table 10. Risk Impact Rating

Cost Effect <i>and/or</i> Schedule Effect <i>and/or</i> Scope/Quality Effect				Impact Score
Impact Rating	Cost Effect	Schedule Effect	Scope/Quality Effect	
Very High	>10%	Unacceptable slip of milestone	Unacceptable reduction in scope or quality of deliverable(s)	10
High	8-10%	Major slip of a non-critical-path milestone or any slip in the critical path	Major reduction in scope or quality of deliverable(s)	8
Medium	5-7%	Moderate slip of non-critical-path milestones	Moderate reduction in scope or quality of deliverable(s)	6
Low	2-4%	Minor non-critical-path milestone slips, work-around(s) required	Minor reduction in scope or quality of deliverable(s)	4
Very Low	<1%	Possible slip of non-critical-path activities	Possible reduction in scope or quality of deliverable(s)	2

A risk exposure value is then calculated for each risk by multiplying its assessed probability and its assessed impact. Table 11 shows our exposure assessment values that result from the product of probability and impact.






Table 11. *bluecrane's* Exposure Assessment

Exposure Assessment	Product of Impact and Probability
High Risk (Red)	6.6 – 10.0
Medium Risk (Yellow)	2.1 – 6.5
Low Risk (Green)	0.0 – 2.0

In addition, our risk assessment methodology provides “arrows” to illustrate the risk trend for specific risk categories in our assessment as described in Table 12.

Table 12. Legend for Risk Trend Arrows

Arrow	Definition
	No change in the risk level since the previous assessment period
	Risks are decreasing since the previous assessment period
	Risks are increasing since the previous assessment period

Furthermore, we provide a color-coding scale for illustrating the risk level of a project’s various categories of risk. In Table 13, we provide descriptions of our risk ratings.



Table 13. bluecrane’s Quarterly Project Assessment Color Coding and Definition

Assessed Status	Definition
Red (High)	The project is experiencing extreme risk. We found one or more risks that project management must address, or the entire project is at risk of failure.
Yellow (Medium)	The project is experiencing moderate risk. We found one or more risks that are significant enough to merit management attention but not one that is deemed “extreme.”
Green (Low)	The project is experiencing good health and low risks. We found no unusual or elevated risks that require attention.
To Be Determined (TBD)	This category will be accessed in a future report.
Not Applicable (N/A)	This particular category is not applicable to the project at this time.
Project Paused/ Closed	The project has been paused or closed and the category is no longer applicable at this time.



Appendix C: Closed Project Risks

Table 14 contains the Project risks that were identified during one of our periodic assessments, and we have now deemed them as closed. (Risks can be closed for a variety of legitimate reasons such as there is certainty that its probability of occurrence is 0, when it has been successfully mitigated, it has been accepted, or it has become an issue.)



Table 14. Closed Risk Log

Project Parameters Category						
Low		Standards: Budget and Resource Size, Cost Controls, Delivery Commitment, Development Schedule				
Status	Risk/ Issue #	Std.	Statement of Risk	Risk Impact	Risk Probability	Risk Exposure (Impact x Prob.)
Current	CLOSED July 2024					
Previous	R1	26 27	If there is a further delay in the release of the RFP, there could be potential downstream impacts to the schedule.	Moderate (6)	Low (0.25)	Low Risk (1.5)

July Status

The RFP was released on July 3, 2024. As a result, R1 is closed.

Risk Assessment

The milestone for releasing the RFP has slipped from April to July—a change of three months. Although the Project is in the Planning Phase, delays such as this one can have downstream effects on the project schedule. The SBM project is a complex undertaking with a duration of over two years to implementation. It is not uncommon for projects of this complexity and duration to not be concerned with schedule slippages in the early phases of a project. However, any slippage in schedule should be assessed for potential long-term downstream impacts.

Potential Impacts

Potential downstream delays to the Project’s estimated start and end dates for some tasks and activities could occur.



Determining Factor

Issuance of the RFP in early July, as currently planned, will determine if this remains a risk.

Resolution Strategy

The Project has begun working with a procurement resource who is expected to remain with the Project after the current Lead Procurement Resource retires. We concur with this approach.



Appendix D: Project Assessment Report

Project Name:	State-Based Marketplace (SBM)
Agency Name:	Oregon Health Authority (OHA)
Person completing this form and affiliation:	Holly Brazell, Bluecrane, Inc.
Reporting Period:	October 2024 - December 2024
Date when form was completed:	January 6, 2025
Technology Description	
To Be Determined (TBD). The Project intends to procure a vendor partner that has a proven technology platform for a State-Based Marketplace and Consumer Assistance Center.	
Platforms:	TBD
% custom:	TBD
Funding Description	
Other Funds for the Planning Stage	

		Rating (rear view)	Rating (fwd view)	Explanation
1	Overall Project Health	Green	Green	The Project is well managed with active leadership engagement. Minor concerns exist regarding the collaboration with OHA'S Oregon Eligibility (ONE) team and their ongoing ability to provide resources to support the Project.
1a	Total Cost (Budget)	Green	Green	The Project continues to be underspent and has reported that its staffing expenditures are not occurring as rapidly as estimated.
1b	Schedule	Green	Green	In November, it was determined to be in the best interest of the State to cancel Request For Proposal (RFP) #10624, which was released in July 2024. As a result, the Project quickly pivoted to releasing RFP #12121. Due to the release of RFP #12121, a new RFP timeline was developed and the schedule was re-baselined in November.
1c	Scope	Green	Green	Scope is stable



OHA SBM Project
iQMS Deliverable 4.1.3
Quarterly QA Status and Improvements Report

Bluecrane, Inc.
 Page 46

1d	Resource	Green	Green	The Project will be highly dependent on the ONE team to provide resources and commit to the project's delivery schedule and milestones. While this remains a risk, work has continued with the ONE team and the availability of resources has not been observed to be an obstacle during this quarter.
1e	Deliverables (Work Products) Quality	Green	Green	All project management products developed to date have been of good to very high quality.
2	Overall Delivery Risk	Low	Low	There are no medium or high risk indicators at this time. Therefore the Overall Delivery Risk is Low.
2a	Business Case	Low	Low	The Project has a well developed Business Case which is consistent with industry best practices.
2b	Technology	Low	Low	The new system is expected to utilize existing, stable technology which is already in use by other states.
2c	Funding	Low	Low	The Project has adequate funding to complete its Planning Phase activities. Additional funding will be necessary to successfully meet the Project's go live commitments and has been requested to the Legislature via a 2025-2027 Policy Option Package (POP).
2d	Business Transition	Low	Low	The Project is aware of the need for business transition planning and activities. At this point in the Project's lifecycle, the Project has developed a formal Organizational Change Management plan and has begun identifying potential business impact areas. For example, it has created an inventory of potential impacts to current policies and procedures.



OHA SBM Project
iQMS Deliverable 4.1.3
Quarterly QA Status and Improvements Report

Bluecrane, Inc.
 Page 47

2e	Long-Term Supportability	Low	Low	The Project intends to procure and implement a proven solution that is in operation of jurisdictions of similar size and complexity. Additionally, the solution will be supported by the product developer and the assumption is that the developer will implement a solution that includes long term supportability which should result in low risk.
2f	Long-Term Maintainability	Low	Low	The Project intends to procure and implement a proven solution that is in operation of jurisdictions of similar size and complexity. Additionally, the solution will be supported by the product developer and the assumption is that the developer will implement a solution that includes long term maintainability which should result in low risk.



Appendix E: Project Budget and Schedule Variance Report

Project Variance Report (Version 2.4)

Agency Name:	Oregon Health Authority
Person completing this form and affiliation:	Holly Brazell, Bluecrane, Inc.
Reporting Period:	October 2024 - December 2024
Date when form was completed:	1/6/2025

		Budget Variance									
		Current Budget Variance				Projected Budget Variance at Completion					
Project	Report as of Date	Actual Expenditures	Planned Expenditures	Variance Amount	Variance Percentage	Date Baseline Occurred	Baseline Budget	Estimate At Complete	Variance Amount	Variance Percentage	Comments*
SBM Project	11/30/2024	\$528,120	\$ 2,019,875	\$ (1,491,755)	-74%	Jul-23	\$44,776,387	\$ 43,614,315	\$ (1,162,072)	-2.7%	The Project continues to be underspent and has reported that its staffing expenditures are not occurring as rapidly as estimated.
		Budget Variance Key Less than 5% (+/-) variance from approved baseline budget 5-15% (+/-) variance from approved baseline budget Greater than 15% (+/-) variance from approved baseline budget									

		Schedule Variance									
		Current Schedule Variance				Projected Schedule Variance at Completion					
Project	Project Start Date	Actual Date	Earned Date	Variance Amount (Days)	Variance Percentage	Date Baseline Occurred	Baseline End Date	Projected End Date	Variance Amount (Days)	Variance Percentage	Comments*
SBM Project	7/6/2023	01/06/25	12/16/24	(21)	4%	11/15/2024	03/31/27	03/31/27	0	0.0%	
		Schedule Variance Key On schedule or less than 5% behind approved baseline schedule Delayed with project duration 5-15% behind approved baseline schedule More than 15% behind approved baseline schedule									